




# HowTo: PERFORM PARTIAL DOWNLOAD

## INSTRUCTIONS ON THE INGENICO LANE 3000

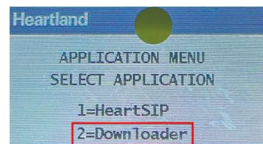


- 1. REBOOT** by pressing the yellow key  and the pound sign key  at the same time.

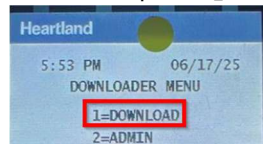
- 2.** After 30-45 seconds, the screen  should appear, then press the red key. 

**A. NOTE:** If you miss this screen , then repeat Step 1 to reboot once again...

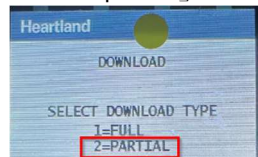
- 3.** Application Menu, select option **[2=DOWNLOADER]**



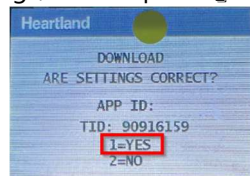
- 4.** Downloader Menu, select option **[1=DOWNLOAD]**



- 5.** Download Type, select option **[2=PARTIAL]**



- 6.** Download Settings, select option **[1=YES]** the device will reboot automatically and return to normal operation.



Need help? Call the GGI Helpdesk (866) 505-3395